



# PAPPELSÄRGE






**100 Rd**

Beschläge: Polymetall 101 galvanisch




**180 C**

Beschläge: Twaylengriff 35 galvanisch




**180 Np**

Beschläge: Polymetall 101 galvanisch




**181-1 Np**

Beschläge: Polymetall 101 galvanisch




**185 Cp**

Beschläge: Polymetall 101 galvanisch



**286 Cp**

Beschläge: Polymetall 101 galvanisch



**287 Np**


Beschläge: Polymetall 101 galvanisch






**131 Rdp**

Beschläge: Polymetall 101 galvanisch




**145 Np**

Beschläge: Polymetall 110/5094 altflämisch




**146 Rdm**

Beschläge: Polymetall 101 galvanisch




**152 Cp**

Beschläge: Twaylengriff 97/5000 galvanisch




**155 Rd**

Beschläge: Polymetall 101 galvanisch




**156 N**

Beschläge: Polymetall 110/5094 altflämisch



**157 Rd**


Beschläge: Polymetall 101 galvanisch



**159 BH Rd**

Beschläge: Polymetall 101 galvanisch





**159 J Rd**

Beschläge: Polymetall 101 galvanisch