



DEKORSÄRGE






110 Ld · WEGA

Beschläge: Polymetall 101 galvanisch




110 Np · WEGA

Beschläge: Polymetall 101 galvanisch




110 Eg · WEGA

Beschläge: Twaylengriff 35 zinnfarbig



111 Ld · WEGA

Beschläge: Polymetall 101 galvanisch




111 Np · WEGA

Beschläge: Holzbeschlag




222 Eg · BETA

Beschläge: Twaylengriff 35 zinnfarbig




222 Np · BETA

Beschläge: Twaylengriff 85 galvanisch




262 Np · BETA

Beschläge: Twaylengriff 35 galvanisch




270 Bn · BETA

Beschläge: Holzbeschlag Gusskralle




270 · Motivsarg Gänseblümchen

Beschläge: Holzbeschlag Gusskralle



270 · Motivsarg Sonnenuntergang

Beschläge: Holzbeschlag Gusskralle



270 · Motivsarg Weiße Orchideen

Beschläge: Holzbeschlag Gusskralle



270 Zp

Beschläge: Holzstangen