



# KIEFERNSÄRGE


FURNIERT





## 742 CpB · ANTORA


Beschläge: Twaylengriff 97 galvanisch



**742 Rdm · ANTORA**


Beschläge: Polymetall 110 altmessing






**742-06 Rdp · ANTORA**

Beschläge: Twaylengriff 97 galvanisch




## 440 Np · ANTORA

inkl. durchgehender Holzgriffleiste



## 441 Np · ANTORA


Beschläge: Eisenguss 201 galvanisch



**442 Np · ANTORA**

Beschläge: Eisenguss 208 galvanisch






## 443 Np · ANTORA


Beschläge: Eisenguss 201 galvanisch






**446 Np · ANTORA**

Beschläge: Eisenguss 201 galvanisch



**440 Bn · ANTORA**


Beschläge: Eisenguss 203 galvanisch



**487 Np · GERMANIA**


Beschläge: Eisenguss 201 galvanisch






**410 Nb · VAGUS**

Beschläge: Holzbeschlag 513 Messing



**640 Rd · ALBERO**


Beschläge: Eisenguss 208 galvanisch



**440 Rdm · ANTORA**

Beschläge: Seilgriff 211 Nickel dunkel





**410 Ah · VAGUS**

Beschläge: Holzbeschlag 513 Messing