



KREMATIONSSÄRGE







170 R · LUNA



150 Rd · LUNA




170 Rd · LUNA




171 RdS · LUNA

Beschläge: Polymetall 101 galvanisch




170 kk Rdp · LUNA

Beschläge: Polymetall 101 galvanisch



100 Mbh · LUNA

Beschläge: Polymetall 101 galvanisch



180 Lhp · LUNA

Beschläge: Polymetall 101 galvanisch